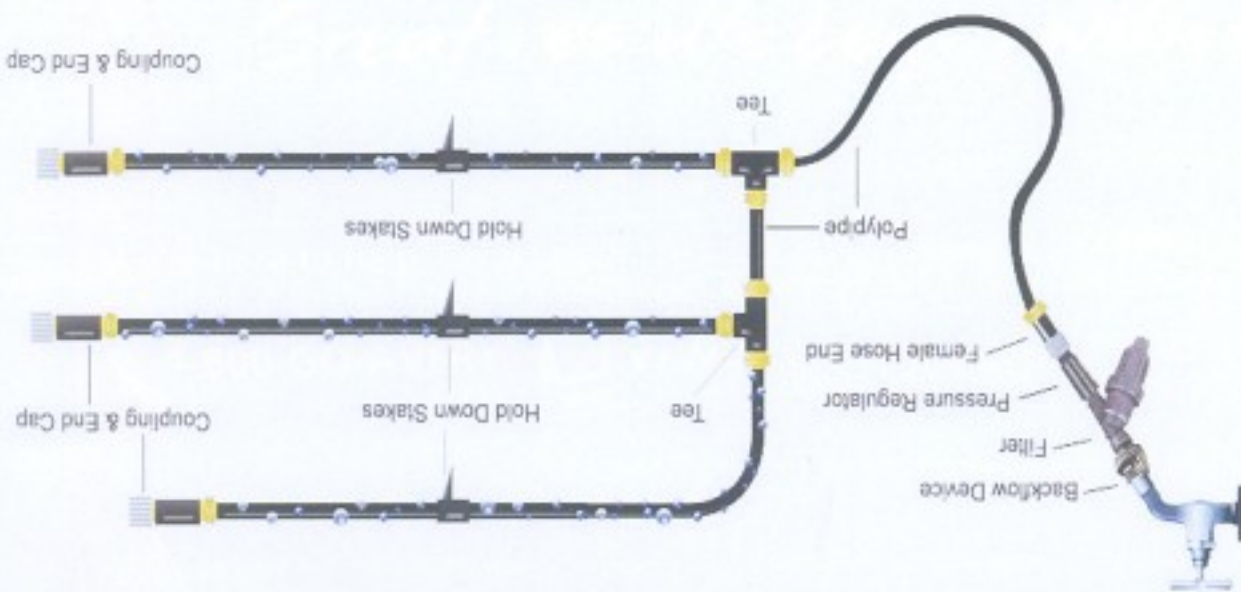


## Create Custom Layouts

1. Measure, sketch your design.
2. Unroll soaker hose and poly pipe and lay in the sun.
3. Attach connection assembly (backflow, filter, regulator, female hose end) to water source.
4. Layout the cut poly pipe and soaker hose.
5. Layout appropriate fittings.
6. Push and twist fittings into poly pipe and soaker hose.
7. Use stakes to hold them in place.
8. Put couplings on end of each section.
9. Turn on water to flush debris.
10. Turn water off; screw end caps onto couplings.
11. Turn water faucet on approximately half turn.

*“Basic layout applies to all sizes of hose.”*



For a list of dealers in your area visit [www.mrsoakerhose.com](http://www.mrsoakerhose.com)



*“Conserving Earths Resources”*

### BULK SOAKER HOSE

**Mr Soaker Hose** is a bulk soaker hose. You buy what you need to customize your system using “compression” fittings and poly tubing. Mr Soaker Hose, if used properly, can help conserve water, and at the same time you can enjoy beautiful flower gardens and trees as well as great-tasting home-grown fruits and vegetables. It's also great to use in raised planters, medians, foundation stabilization, hanging planters and more.



*“The Striper” Soaker hose with a stripe down its back!*

<b>Yellow Stripe</b>	.580 Standard Soaker Hose
<b>Red Stripe</b>	.700 Deluxe Soaker Hose
<b>Green Stripe</b>	.820 Professional Soaker Hose
	1/4" Mini Soaker Hose

For our full product line visit:







[www.mrsoakerhose.com](http://www.mrsoakerhose.com)

## 580 Standard Soaker Hose

### “YELLOW STRIPE”

- .580 outside diameter.
- One individual run should not exceed 100’.
- Total runs from one faucet/water source should not exceed 600’.
- 100’ & 500’ rolls.
- Kits available.
- Use .580 black & yellow compression fittings (see below) along with Mr Soaker Hose round poly tubing.

### .580 Mr Soaker Hose System Fittings

		
Female Hose End #109	Coupling #113	Tee #123
		
Elbow #115	Female Hose Thread Caps #141	In-line Valve #142

### Additional Accessories

	
Mesh Filter #108	Backflow/Anti Siphon Device #106
	
Pressure Regulator #105	Hold Down Stakes #129

### Mr Soaker Hose Calcium Filter

For use with hard water.  
(Male & Female Hose Thread)



**MADE IN THE USA**

- Made from 50% recycled rubber, 50% recycled plastic.
- Easy-to-use push & twist fittings that slip over the soaker hose and poly tubing.
- Save time, money with a Mr Soaker Hose System. Water directly to plant base, decreasing the chances of disease and mold.
- For online layouts and videos, please go to [www.mrsoakerhose.com/video.htm](http://www.mrsoakerhose.com/video.htm).
- Do not connect directly to faucet/water source without having installed a soaker hose regulator. Mr Soaker Hose is for low-pressure applications. Do not exceed a 2’ rise over 100’.
- Hilly terrain: Lay soaker hose horizontally instead of vertically.
- Always use compression fittings, as barb fittings will diminish water flow.
- Use a backflow device to prevent drinking water contamination and a filter to help prevent clogging, which adds to the longevity of the hose.
- The amount of water varies with water pressure, length of run and water hardness. Experiment with your system to determine optimum watering time. Hose may be buried up to 6” deep. Mr Soaker Hose may also lay on the surface with a layer of mulch for best results.
- Water source must be “clear” water. Do not use water from ponds or streams.
- Install auto drain in freezing areas.
- 5-year limited warranty.



See [www.mrsoakerhose.com/warranty.htm](http://www.mrsoakerhose.com/warranty.htm) for details.

## 700 Deluxe Soaker Hose

### “RED STRIPE”

- .700 outside diameter.
- .700 fits many existing drip irrigation systems.
- One individual run should not exceed 150’.
- Total runs from one faucet/water source should not exceed 600’.
- 100’ & 500’ rolls.
- Use .700 compression fittings along with Mr Soaker Hose round poly tubing.

### 820 Professional Soaker Hose

#### “GREEN STRIPE”

- .820 outside diameter.
- .820 provides longer runs for commercial projects.
- Helps stop foundations from cracking.
- One individual run should not exceed 250’.
- Total runs from one faucet/water source should not exceed 500’.
- 250’ rolls.
- Use .820 compression fittings along with Mr Soaker Hose round poly tubing.

### 1/4” Mini Soaker Hose

- Ideal for watering small areas such as pots, planters, window boxes and small garden areas.
- Water up to 15’ per individual line.
- 1000’ maximum from one faucet/water source.
- 50’, 100’ & 500’ rolls.
- Compatible with 1/4” drip micro fittings.
- Kits available.

